

1586892-1 ✓ ACTIVE

MATE-N-LOK | Universal MATE-N-LOK

TE Internal #: 1586892-1

Rectangular Power Connectors, Header, Plug, Wire-to-Board, 3
Position, 6.35 mm [.25 in] Centerline, Printed Circuit Board,
Universal MATE-N-LOK

[View on TE.com >](#)



Connectors > Power Connectors > Rectangular Power > Rectangular Power Connectors



Rectangular Power Connector Type: **Header**

Connector & Housing Type: **Plug**

Connector System: **Wire-to-Board**

Number of Positions: **3**

Centerline (Pitch): **6.35 mm [.25 in]**

Features

Product Type Features

Rectangular Power Connector Type	Header
Connector & Housing Type	Plug
Connector System	Wire-to-Board
Sealable	No
Connector & Contact Terminates To	Printed Circuit Board

Configuration Features

Number of Positions	3
PCB Mount Orientation	Right Angle
Number of Power Positions	3
Number of Rows	1

Electrical Characteristics

Operating Voltage	600 VAC
-------------------	---------

Contact Features

Contact Layout	Inline
----------------	--------



Multiple Contact Types	Without
Contact Current Rating (Max)	12 A
Contact Retention Within Housing	Without
Contact Type	Pin
PCB Contact Termination Area Plating Material	Pre-Tin
Contact Mating Area Plating Material	Tin
Contact Mating Area Plating Material Thickness	3.81 – 5.08 μm [150 – 200 μin]

Termination Features

Termination Post & Tail Length	4.06 mm[.16 in]
Termination Method to Printed Circuit Board	Through Hole - Solder

Mechanical Attachment

Mating Alignment Type	Polarization
Mating Alignment	With
PCB Mount Alignment	Without
Panel Mount Feature	Without
PCB Mount Retention	With
PCB Mount Retention Type	Mounting Hole
Connector Mounting Type	Board Mount
Mating Retention	With
Mating Retention Type	Locking Tab

Housing Features

Centerline (Pitch)	6.35 mm[.25 in]
Housing Color	Natural
Housing Material	Nylon

Dimensions

PCB Thickness (Recommended)	.06 mm[1.57 in]
-----------------------------	-----------------

Usage Conditions

Operating Temperature Range	-40 – 105 $^{\circ}\text{C}$ [-40 – 221 $^{\circ}\text{F}$]
-----------------------------	--

Operation/Application

Assembly Integration Feature	Without
Circuit Application	Power

Industry Standards



CSA Rating	Certified
UL Flammability Rating	UL 94V-2
Glow Wire Rating	GWT 750°C (Without Flame)
Agency/Standard Number	E28476
Agency/Standard	UL
UL Rating	Recognized
CSA File Number	LR7189
VDE Tested	Yes

Packaging Features

Packaging Method	Box
Packaging Quantity	280

Other

For Use With	MATE-N-LOK II Housings
--------------	------------------------

Product Compliance

[For compliance documentation, visit the product page on TE.com>](#)

EU RoHS Directive 2011/65/EU	Compliant
EU ELV Directive 2000/53/EC	Compliant
China RoHS 2 Directive MIIT Order No 32, 2016	No Restricted Materials Above Threshold
EU REACH Regulation (EC) No. 1907/2006	Current ECHA Candidate List: JUNE 2022 (224) Candidate List Declared Against: JUNE 2022 (224) Does not contain REACH SVHC
Halogen Content	Not Low Halogen - contains Br or Cl > 900 ppm.
Solder Process Capability	Wave solder capable to 265°C

Product Compliance Disclaimer

This information is provided based on reasonable inquiry of our suppliers and represents our current actual knowledge based on the information they provided. This information is subject to change. The part numbers that TE has identified as EU RoHS compliant have a maximum concentration of 0.1% by weight in homogenous materials for lead, hexavalent chromium, mercury, PBB, PBDE, DBP, BBP, DEHP, DIBP, and 0.01% for cadmium, or qualify for an exemption to these limits as defined in the Annexes of Directive 2011/65/EU (RoHS2). Finished electrical and electronic equipment products will be CE marked as required by Directive 2011/65/EU. Components may not be CE marked. Additionally, the part numbers that TE has identified as EU ELV compliant have a maximum concentration of 0.1% by weight in homogenous materials for lead, hexavalent chromium, and mercury, and 0.01% for cadmium, or qualify for an exemption to these limits as defined in the Annexes of Directive 2000/53/EC (ELV). Regarding the REACH Regulation, the information TE provides on SVHC in articles for this part number is based on the latest European Chemicals Agency (ECHA) 'Guidance on requirements for substances in articles' posted at this URL: <https://echa.europa.eu/guidance-documents/guidance-on-reach>

Compatible Parts



TE Part # 3-643228-0
03P UMNL HDR ASSY R/A 94VO LF



TE Part # 643228-1
03P UMNL HDR ASSY R/A 94VO



TE Part # 350790-1
03P UMNL PIN HDR ASSY 94VO



TE Part # 350789-3
03P UMNL PIN HDR ASSY 94VO



TE Part # 1-480701-4
03P UMNL CAP HSG YELL



TE Part # 1-350942-0
02P UMNL HDR ASSY R/A 94VO



TE Part # 1-350945-0
05P UMNL HDR ASSY R/A 94VO



TE Part # 1-350944-0
04P UMNL HDR ASSY R/A 94VO



TE Part # 1-350943-0
03P UMNL HDR ASSY R/A 94VO



TE Part # 1-350767-9
03P UMNL V0 CAP HSG BLACK



TE Part # 641965-1
03P UMNL PIN HDR ASSY V2 NATL



TE Part # 350789-1
03P UMNL PIN HDR ASSY 94VO



TE Part # 1-480701-2
03P UMNL CAP HSG RED



TE Part # 350760-4
03P UMNL HDR ASSY PC



TE Part # 770025-1
03P UMNLII IN-LINE CAP HSG KIT



TE Part # 350767-1
03P UMNL CAP HSG V0



TE Part # 350429-1
03P UMNL PIN HDR ASSY NATL



TE Part # 1586077-1
03P UMNL PIN HDR ASSY W/O DRNS



TE Part # 643413-1
03P UMNL HDR ASSY SCKT POL




TE Part # 1-480701-0
03P UMNL CAP HSG NATL

Also in the Series | Universal MATE-N-LOK




Circular Power Connectors(2)



Connector Contacts(11)




Insertion & Extraction Tools(4)



Power Contacts(207)



Rectangular Boots & Strain Relief(35)



Rectangular Connector Adapters(7)



Rectangular Connector Hardware(1)




Rectangular Connector Housings(2)



Rectangular Connector Keying Plugs(3)



Rectangular Connector Locking(4)



Rectangular Connector Seals(26)



Rectangular Power Connectors(728)

Documents

Product Drawings

[03P UMNL HDR ASSY R/A, GW](#)

English

CAD Files

[3D PDF](#)

3D

Customer View Model

[ENG_CVM_CVM_1586892-1_A.2d_dxf.zip](#)

English

Customer View Model

[ENG_CVM_CVM_1586892-1_A.3d_igs.zip](#)

English

Customer View Model

[ENG_CVM_CVM_1586892-1_A.3d_stp.zip](#)

English



By downloading the CAD file I accept and agree to the [Terms and Conditions](#) of use.

Product Specifications

Application Specification

English

Agency Approvals

CSA Certificate

English